

# CAPITAL REINFORCING

## Capital Reinforcing Sustainability Report 2025



## Contents

1	Introduction .....	2
2	Climate Change Strategy – the path to Carbon Neutral .....	2
3	Reinforcing Bar Sustainability .....	2
3.1	Description of Product .....	3
4	Processing, Construction Installation, Service Life & End of Life .....	3
5	Supply Sources .....	3
6	Accreditations and Compliance .....	4
7	Waste & Recycling.....	5
7.1	Material Efficiency .....	5
7.2	General, Recyclable and Hazardous Waste .....	5
8	Greenhouse Gases (GHG) & Energy.....	6
9	Water .....	7
10	Transport.....	8
10.1	Transportation of steel stock for processing .....	8
10.2	Delivery of Steel .....	8
10.2.1	European Emission Standards.....	8
10.3	2025 Performance.....	9
11	Health and Safety.....	9
12	People, Employee Skills & Training .....	10
13	Local Community .....	10

## 1 Introduction

Capital Reinforcing are suppliers to the construction and building industries of cut and bent steel reinforcing bar. The company also stock and supply a wide range of steel mesh.

The business is a family run enterprise set up in 2004 by the Managing Director, Dermot Owens. The business originated in Ireland and subsequently moved its operations to Bromborough, Merseyside, England in May 2011.

In August 2014, Capital Reinforcing commenced work on its new 32,000 sq. ft. state of the art production facility with adjoining offices in Bromborough. In January 2015 Capital Reinforcing began production in its new facility and continue to operate there to this day.

The company have put in place facilities and machinery, which allow the cutting and bending of steel, and the processes which allow these operations to be conducted successfully.

Sustainability is embedded in our reinforcing bar, operations, and people. This report enables us to be transparent with all our stakeholders and inform them of our performance on issues such as greenhouse gas emissions, energy, waste, transport impacts, community engagement, employee's skills and training, and health and safety performance.

2024 saw Capital Reinforcing increasing its market share with an increased output comparative to 2023.

## 2 Climate Change Strategy – the path to Net Zero

In 2023, Capital Reinforcing made significant strides towards advancing our Net Zero strategy by focusing on Scope 3 emission mapping. Furthermore, we initiated initiative-taking measures to address Scope 1 & 2 emissions by implementing innovative carbon reduction tactics. A notable achievement was the installation of a state-of-the-art solar farm boasting a capacity of 361 kWh on the rooftop of our premises. Additionally, we integrated energy monitoring software to streamline energy consumption and minimize waste. This software not only aids in reducing inefficiencies but also facilitates the comprehensive collection of data spanning Scope 1, 2, and 3 emissions. Through these initiatives, we are poised to develop a robust, data-driven approach towards achieving Carbon Neutrality. In addition, we now also only source energy from renewable sources.

We have an objective to have our strategy complete by the end of 2025, however, will continue to focus on reducing our GWP as we work towards completion of this.

## 3 Reinforcing Bar Sustainability

The primary aim of this report is to focus on Capital Reinforcing's activities and the Company's sustainable maturity; however, it is important to adapt a whole life cycle approach when assessing the environmental, social, and economic impacts of our activities.

### 3.1 Description of Product

Capital Reinforcing sources 100% of its reinforcing bar stock from Electric Arc Furnace (EAF) Mills. This is reinforcing bar that is obtained from scrap and melted down in the EAF, followed by rolling. The recycled content of our reinforcing bar is 97% recycled content (*source: Carbon Steel Reinforcing Bar, Sector Average Environmental Product Declaration, commissioned by UK CARES, BREG EN EPD No.: 000125*). The other 3% is made up of ferro-alloys and minerals added to the production process to remove impurities from steel and to ensure the finished product has the correct properties.

Material Input	%
Fe	97
C, Mn, Si, V, Ni, Cu, Cr, Mo, and others	3

Following melt down in the EAF, molten steel is then cast into billets before being sent to the mill, where they are rolled and shaped to the required dimensions for the finished bars and coils of reinforcing bar. It is in this form that Capital Reinforcing buys the steel for processing in our works.

More information on the manufacture route can be found here:

[www.ukcares.com/downloads/guides/PART2.pdf](http://www.ukcares.com/downloads/guides/PART2.pdf)

## 4 Processing, Construction Installation, Service Life & End of Life

Capital Reinforcing process reinforcing steel in accordance with BS8666:2020, UK CARES appendices 2 & 8, and ISO9001. This system is audited biannually by Cares Certification to ensure we are complying with the requirements of the scheme. This scheme ensures we are providing a quality product and excellent customer services. This helps to ensure that our waste due to non-conformance is minimal (non-conforming product) and that our economic sustainability is maintained by continued repeat work due to the quality of our product and service. It also provides a framework to ensure that continual improvement of our quality management system is considered at all steps of our processes.

The composition of reinforcing steel products does not change during use. Reinforcing bar does not cause adverse health effects under normal conditions of use. As reinforcing bar is used in the main building structure, reference service life will equal the lifetime of the building.

Reinforcing steel is not reused at the end of life but can be recycled to the same quality of steel depending upon the metallurgy and processing of the recycling route. As it is a high value resource, efforts are made to recycle steel scrap rather than disposing of it at end of life. A recycling rate of 96% is typical for reinforcing steel. Any disposal will have minimal environmental impacts due to the inert nature of the material.

## 5 Supply Sources

In 2025 Capital Reinforcing sourced 100% of its reinforcing bar stock from sustainable sources. The table below highlights the accreditations our suppliers of stock reinforcing bar have.

Accreditations	Percentage of stock supplied
Product Conformity/ ISO9001 (traceability)	100%
ISO14001	100%
OHSAS18001/ ISO45001	100%
Cared Sustainable Construction Steel Scheme (SCS) (or equivalent)	100%
BES6001	100%

The ability to achieve the above was a result of an ongoing effort by Capital Reinforcing to push sustainability down our supply chain. By promoting the merits of subscribing to sustainability schemes to mills and steel traders they were encouraged to move towards accreditations.

## 6 Accreditations and Compliance

Capital Reinforcing holds third party accreditations through UK CARES for the following Management Systems:

Accreditations	Certificate Number	Percentage of stock supplied
Product Conformity	050101	Processing of steel reinforcement to BS8666 7 BS4466. Stocking and distribution of BS 4449, BS 4482, and BS 4483. Application of Ancon taper thread couplers. Application of Dextra Rolltec couplers Application of Dextra Griptec
ISO9001 – Quality	1531	Processing of steel reinforcement products
ISO14001 – Environment	1346	Processing of steel reinforcement products
ISO45001 – Health and Safety	1488	Processing of steel reinforcement products
UK CARE Sustainable Construction Steel Scheme	1430	Processing of steel reinforcement products
BES6001 – Responsible Sourcing	1469	Processing of steel reinforcement products

All certificates are found at [www.crsteel.net](http://www.crsteel.net) or on the Cares Approved Company database: [www.ukcares.com/approved-companies](http://www.ukcares.com/approved-companies)

These managements systems, we believe, create an excellent framework to enable us to continually develop towards sustainability maturity.

## 7 Waste & Recycling

Most of Capital Reinforcing’s waste is metal waste which is 100% recycled. However, we still target reduction of this waste every year in line with the principles of reduction rather than recycle. Recycling still uses energy and indirectly releases GHGs into the environment.

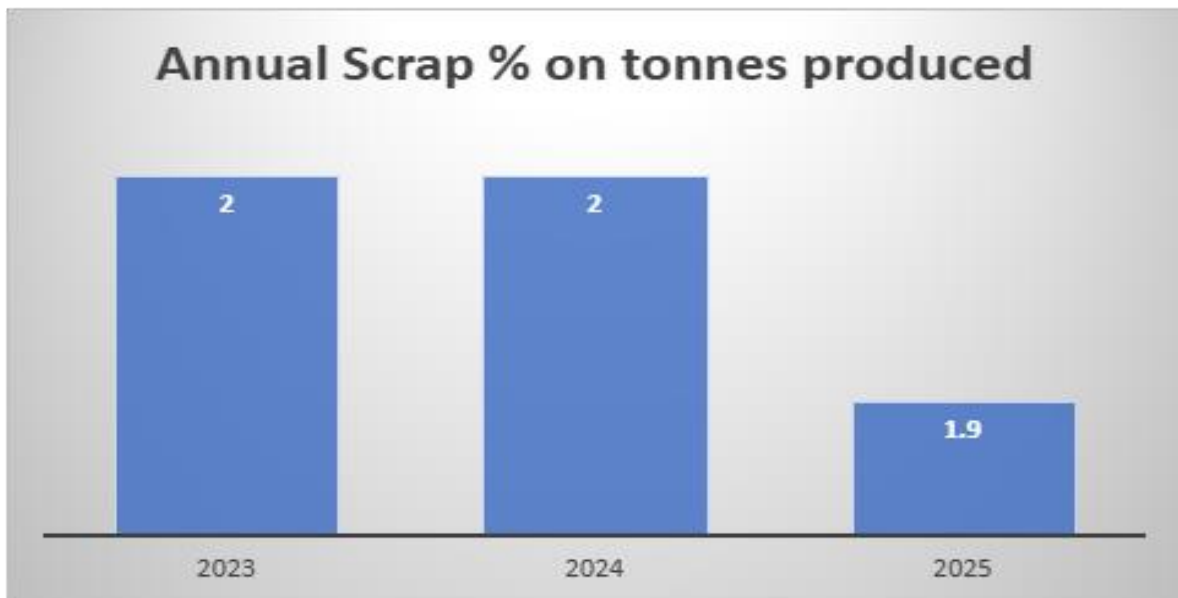
We have a Waste Management Plan which is reviewed and updated annually, or as circumstances change. The plan sets out guidelines to ensure waste is dealt with according to the principles of the waste hierarchy: reduce, reuse, recycle.

### 7.1 Material Efficiency

Capital Reinforcing works closely with Mersey wharf port, to educate them on the importance of handling stock carefully, to ensure no damaged stock arrived at our premises. This has helped decrease our rebar waste figure and increase efficiency. Dealing with damaged stock leaves processing less efficient.

We have procedures in place to minimise rebar waste and offcuts and this, along with supplier education and a well-trained, skilled workforce (knowledgeable on offcut minimisation and machine process with a customer focus) has meant we have been able to reduce our rebar waste level year on year. We have a target of maintaining rebar waste at 2%. We came in under this target at 1.9% in 2025

The graph below illustrates material efficiency as a percentage against tonnes produced 2023 v 2024 v 2025:

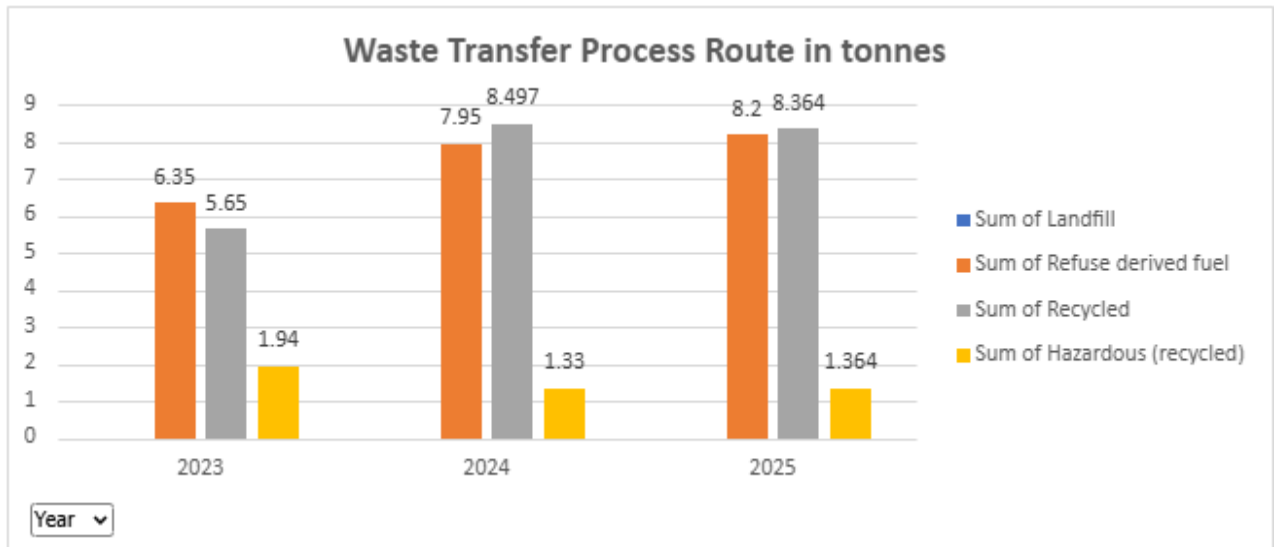


### 7.2 General, Recyclable and Hazardous Waste

Other waste on site is segregated where reuse is not practical. This waste can be categorised as general waste, recyclable or hazardous waste. Hazardous waste derives from machine maintenance, and is stored as such, complying with hazardous waste regulations.

The waste collection company that we use diverts all waste from landfill. Any waste that cannot be recycled is used for producing refuse-derived fuel. Zero waste from Capital Reinforcing goes to landfill.

The graphs below illustrate waste transfer 2023 v 2024 v 2025:



## 8 Greenhouse Gases (GHG) & Energy

Capital Reinforcing directly and indirectly releases GHGs, and we are strongly committed to reducing our releases to as low a level as possible.

For this reason, we invested in a solar farm on the roof of our factory, along with investing in energy monitoring software, so that we are efficient as possible with the electricity we do draw from the grid.

We build our premises with GHG release and energy efficiency in mind also. All lights within the factory, offices and grounds are day light sensor and when dark, movement sensor. All light fittings are energy efficient LED which ensures we are not taking more electricity for lighting from the grid than necessary. All lights are motion activated to ensure lights are not running whilst not in use.

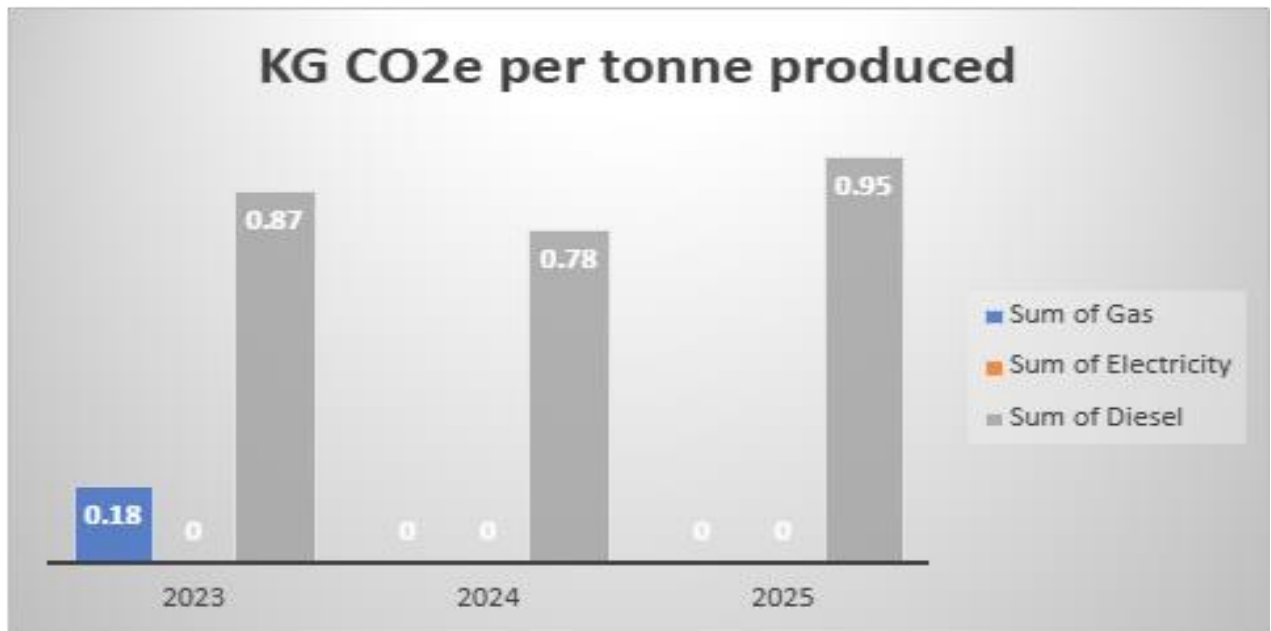
With regards gas for heating the offices our boiler system is temperature sensitive, so it switches off when a room reaches a comfortable temperature. We marginally decrease the temperature in the thermostat to over the same level of comfort yet decrease gas usage.

Employees are made aware of energy conservation and GHG release in their environmental and sustainability awareness training on induction. Maintenance of rebar processing plant is paramount to the Company as an unmaintained machine uses more energy to produce. It also increases the longevity of the machines. We also believe training our operators to the highest standard possible to ensure more efficiently run machines.

Electricity and gas are 100% sourced from renewable sources and REGO backed.

Diesel is used for shunting steel around sites in various mobile plant machinery such as forklifts and shunters. These, like rebar processing machinery, have a strict maintenance regime not only for resource efficient and GHG release purposes, but also health and safety reasons. 'Green' driving techniques are a part of training on this plant.

The graph below illustrates Kg Co2e released for electricity, gas and diesel per tonne produced 2023 v 202 v 2025.

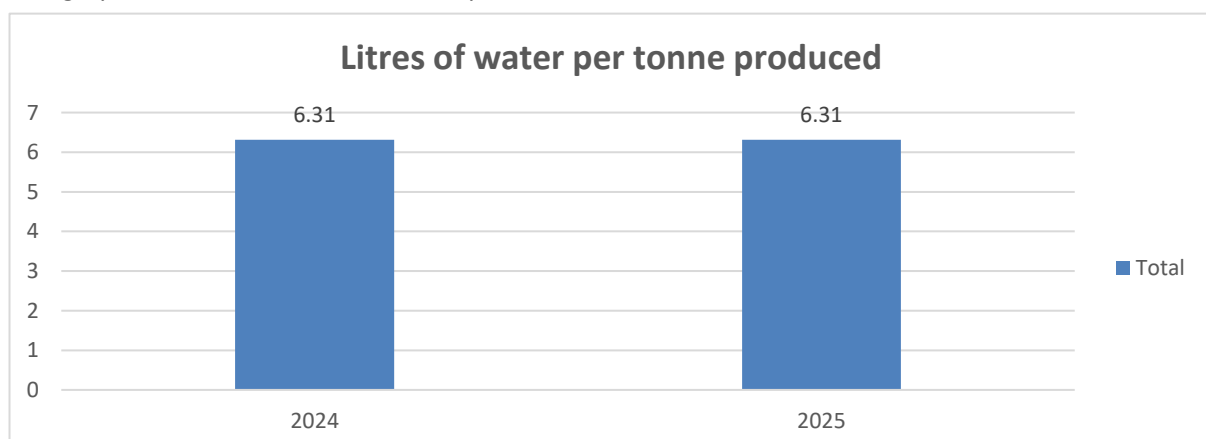


## 9 Water

Capital Reinforcing do not use water in our processes, water is for sanitary uses only. However, we do make all employees aware of the importance of water conservation during their environmental & sustainability awareness training in induction. We actively monitor water consumption to ensure there no anomalies which may indicate leakage within the system or excessive water usage by employees.

Naturally with an increased workforce, water usage has increased marginally over the years.

The graph below shows water consumptions 2024 v 2025:



## 10 Transport

### 10.1 Transportation of steel stock for processing

Steel is transported to Capital Reinforcing from various steel mills across the continent of Europe. As stated in Section 4 we ensure our mills are equally sustainability accredited. Our steel primarily arrives by sea, docking in Merseywharf port which is twenty-five metres from our works. In strategically locating beside a port, we can reduce transport distance of stock material by land to our process facility and therefore helping decrease our Co2 emissions. Being in such proximity, steel from the port is shunted to our premises and therefore is assessed under Section 7 GHS & Energy.

### 10.2 Delivery of Steel

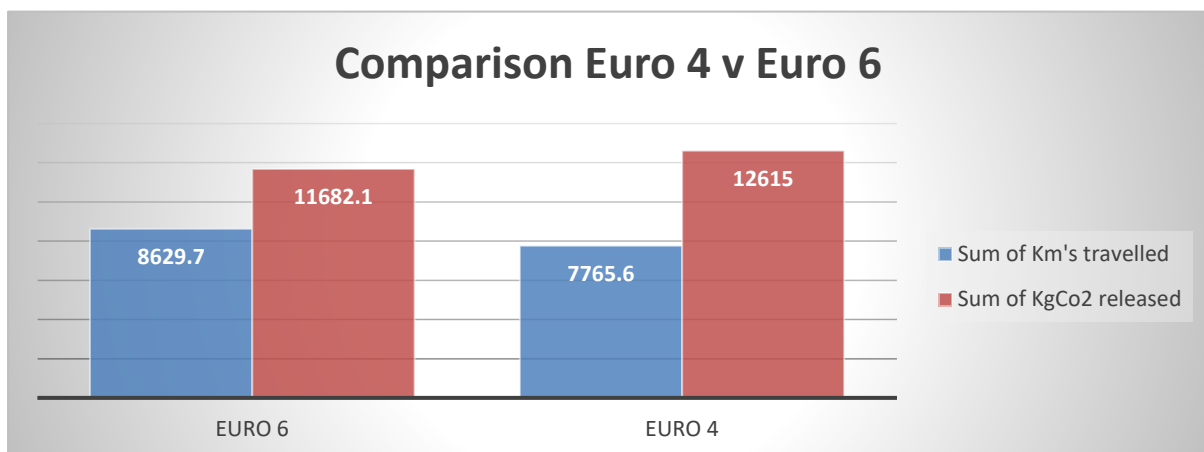
#### 10.2.1 European Emission Standards

European emission standards define the acceptable limits for exhaust emissions of new vehicles sold in the European Single Market & UK. Faced with increasing concerns around global warming and pollution, the EU is striving for cleaner more controlled emissions from our vehicles. Starting back in 1993 with Euro 1, European authorities decided to map out a plan to make the trucks on our roads as clean and efficient as they can be to eliminate pollutants such as carbon, NOx, hydrocarbons, and particulates.

Capital Reinforcing’s delivery fleet is illustrated in the table below:

Type of Euro vehicle	2024	2025
Euro 4 HGV	0	0
Euro 5 HGV (recalled)	0	0
Euro 6 HGV	2	2

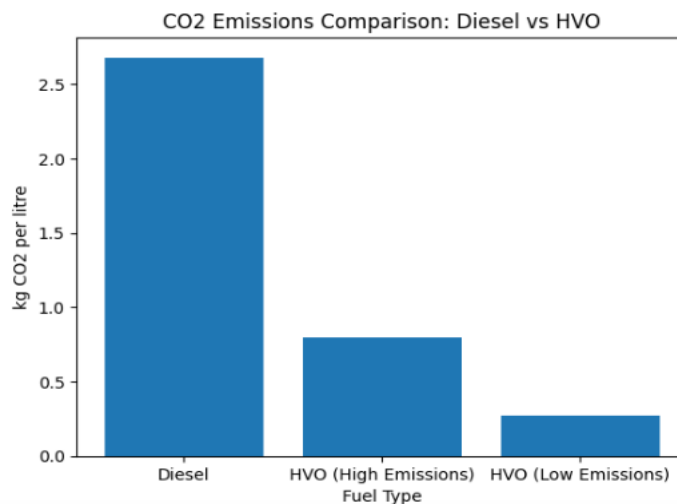
A comparative illustration is shown below.



The above graph shows distance travelled on an average month for one of Capital Reinforcing's Euro 4 HGV's and one our Euro 6 HGV's. This illustrates how, even though the Euro 6 vehicle travelled more km's than the Euro 6, it still released less Co2.

We set an objective in 2025 to promote customers maximising their loads to ensure reduce delivery tonnage per tonne. Where this isn't possible, we maximise load with multi customer drops.

We are also promoting the use of HVO vehicles for delivery. HVO typically reduced CO2 by 90%



### 10.3 2025 Performance

As part of Capital Reinforcing's objective to reduce environmental impact from our transport activities all our drivers are provided with information and guidance on 'green' driving techniques from induction. This is further enhanced by putting our drivers through a Certificate in Professional Competence (CPC) in Fuel Efficient Driving.

The above is also enhanced by our transport management system which is accredited by the Fleet Operators Recognition Scheme (FORS).

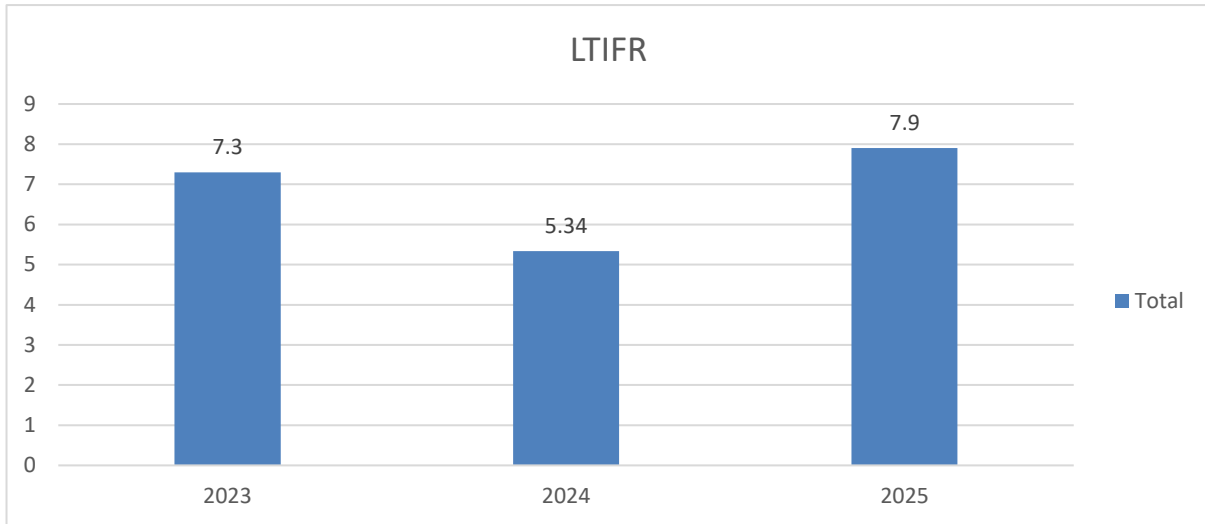
## 11 Health and Safety

Capital Reinforcing maintained our ISO45001 accreditation in 2025.

Capital Reinforcing maintained its lost time incident frequency rate in 2025 which was an objective for the year. More employee engagement and consultation through the Health and Safety committee, and toolbox talks helped achieve this. This was also enhanced by ensuring that the whole Health and Safety Committee were to a minimum IOSH Managing Safely trained.

We will continue to work at our Health and Safety Management until we achieve zero harm over the next few years.

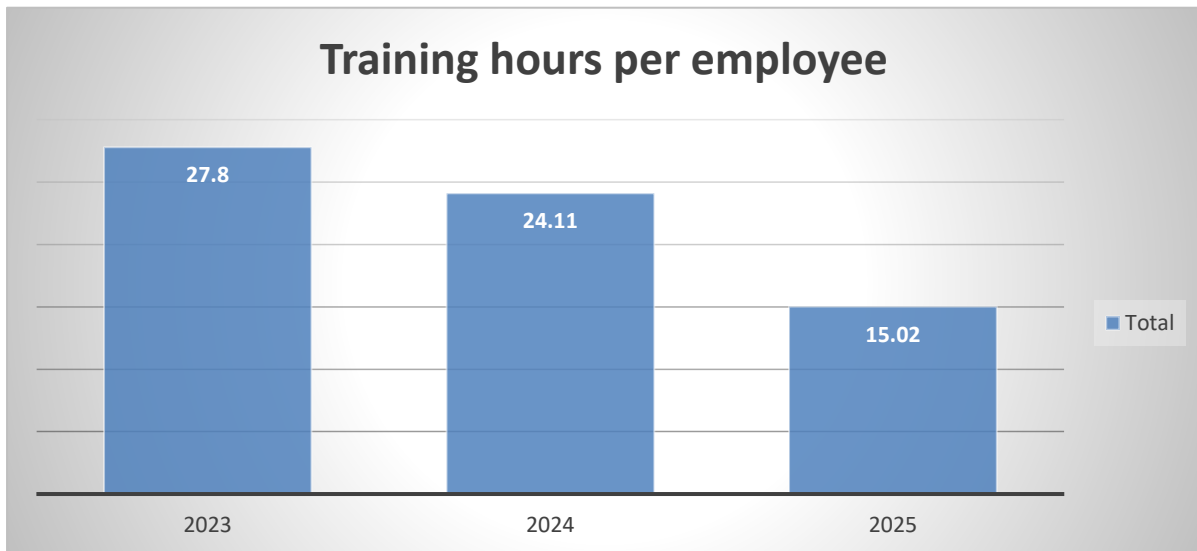
The table below shows LTFIR for 2023 v 2024 v 2025:



## 12 People, Employee Skills & Training

In 2025 we continued with our training programmes, considering that a lot of our success lies in an educated and skilled workforce. We therefore invest time and money into ensuring our workforce have the skills needed to complete the job. With decreased employee turnover, and a more stable workforce, training requirements reduced in 2025.

The graph below shows training hours 2023 v 2024 v 2025:



## 13 Local Community

Capital Reinforcing strongly recognises the importance of the community we operate within. We believe in running our business in a way that reflects our philosophy of being people orientated. This includes the employees of organisations that we deal with, the public and our own employees. Our

aim is to conduct our operations with integrity and in the safest way possible to manage our environmental impact.

We are proud to say we have had no community complaints since we commenced operations in Bromborough. We have tried to make it as easy as possible for the community to make a complaint by having a complaints section on our website.

As our employees are embedded in the community it is natural that they have an affinity with that community. This results in the use of local suppliers and sub-contractors which in turn provides further employment opportunities. We endeavour to source locally, wherever possible, in the form of human or material resources. In addition, we make a valuable contribution to the community by supporting local charities and social groups.

As an organisation we encourage and support all types of operative and staff training. This follows and compliments the provision of work experience for schools and higher education establishments.

Local community social groups, charities, organisations, and projects are supported in a variety of ways on a one-off basis which may be a financial donation or time commitment.

2025 saw us continue our membership as Members of the Wirral Chamber of Commerce. This is the top-level membership which enables us to help the chamber form its strategic direction. We have helped develop different industry forums within the chamber to enable bespoke networking and development for chamber members.

Through the chamber we also collaborate closely with schools, and we are paired with a local secondary school to function as advisors and to help bridge the gap between education and the workplace. In 2025 we continued to try and be of assistance to primary and secondary schools as much as possible as we see these young people as the potential future of our business.

In 2025 we continued our partnership with Wirral Change. A local charity organisation which provides a range of services to support disadvantaged and BAME communities in Wirral. We used Wirral Change to assist in our local recruitment drive.

The graph below shows money spent per tonne produced on community initiatives:

